











ST - RS : Roller Skid Type

Shift Chain RS -Type	Pitch	Bending Radius R 	Weight kg/m	Speed m/sec	Temperature °C	Clearance 				Frame style 	Divider possible with frame 
						A	B	C	D		
ST044RS.035	44	70, 90, 120, 150	1.09	10	-30 ~ +130	73	40.5	35	26		
ST044RS.050	44		1.15			88	40.5	50	26		
ST044RS.055	44		1.17			93	40.5	55	26		
ST044RS.075	44		1.24			113	40.5	75	26		
ST044RS.100	44		1.33			138	40.5	100	26		
ST044RS.125	44		1.47			163	40.5	125	26		
ST044RS.150	44		1.59			188	40.5	150	26		
ST044RS.175	44		1.88			213	40.5	175	26		
ST044RS.200	44		2.05			238	40.5	200	26		
ST072RS.050	72		100, 120, 145, 200, 250, 300			2.59	10	-30 ~ +130	104		
ST072RS.075	72	2.67		129	69	75			45		
ST072RS.100	72	2.77		154	69	100			45		
ST072RS.125	72	2.91		179	69	125			45		
ST072RS.150	72	3.05		204	69	150			45		
ST072RS.175	72	3.17		229	69	175			45		
ST072RS.200	72	3.59		254	69	200			45		
ST072RS.250	72	3.99		304	69	250			45		
ST072RS.300	72	4.34		354	69	300			45		
ST095RS.075	95	135, 150, 200, 230, 280, 400		3.48	10	-30 ~ +130			143	85	75
ST095RS.100	95		3.55	168			85	100	56		
ST095RS.125	95		3.73	193			85	125	56		
ST095RS.150	95		3.84	218			85	150	56		
ST095RS.175	95		3.96	243			85	175	56		
ST095RS.200	95		4.14	268			85	200	56		
ST095RS.250	95		4.41	318			85	250	56		
ST095RS.300	95		4.67	368			85	300	56		
ST095RS.350	95		5.03	418			85	350	56		
ST095RS.400	95		5.43	468			85	400	56		
ST120RS.075	120	180, 200, 250, 300, 350, 400, 500	4.75	10	-30 ~ +130	143	112	75	78		
ST120RS.100	120		4.87			168	112	100	78		
ST120RS.125	120		5.02			193	112	125	78		
ST120RS.150	120		5.10			218	112	150	78		
ST120RS.175	120		5.28			243	112	175	78		
ST120RS.200	120		5.52			268	112	200	78		
ST120RS.250	120		5.82			318	112	250	78		
ST120RS.300	120		6.25			368	112	300	78		
ST120RS.350	120		6.67			418	112	350	78		
ST120RS.400	120		6.96			468	112	400	78		
ST120RS.450	120	7.42	518	112	450	78					
ST120RS.500	120	7.65	568	112	500	78					
ST120RS.550	120	8.49	618	112	550	78					
ST120RS.600	120	8.66	668	112	600	78					
ST150RS.075	150	305, 405, 505, 605	7.86	10	-30 ~ +130	162	145	75	110		
ST150RS.100	150		7.97			187	145	100	110		
ST150RS.125	150		8.10			212	145	125	110		
ST150RS.150	150		8.17			237	145	150	110		
ST150RS.175	150		8.33			262	145	175	110		
ST150RS.200	150		8.54			287	145	200	110		
ST150RS.250	150		8.80			337	145	250	110		
ST150RS.300	150		9.18			387	145	300	110		
ST150RS.350	150		9.55			437	145	350	110		
ST150RS.400	150		9.90			487	145	400	110		
ST150RS.450	150	10.20	537	145	450	110					
ST150RS.500	150	10.40	587	145	500	110					
ST150RS.550	150	11.14	637	145	550	110					
ST150RS.600	150	11.28	687	145	600	110					